

car +

Cibles : élèves de cycle 2 accédant difficilement à l'abstraction des écritures mathématiques

- ↳ Ils éprouvent des difficultés à faire des liens entre manipulations et écritures mathématiques
- ↳ Ils ne mentalisent pas les opérations mentales à effectuer ;

Matériel

Un jeu de cartes comportant :

- ↳ des cartes avec des écritures additives > en distribuer 5 à chaque élève et mettre le reste en pioche ;
- ↳ des cartes avec des représentations de collections > le mettre les retourne les unes après les autres ;

Une fiche « retour au scolaire » pour :

- ↳ réinvestir le savoir travaillé dans une tâche scolaire ;
- ↳ se confronter seul à la tâche ;

Objectifs

Comprendre le sens des écritures mathématiques ;
Se représenter des réunions de collection (décompositions additives) ;


But de la tâche


Associer des écritures additives (entre 0 et 10) et des représentations de réunions de collections ;

Règle du jeu

Le maître retourne une carte « pattern » et les élèves recherchent s'ils ont une carte traduisant la décomposition additive du nombre représenté ;

Ils la mettent en évidence en entourant les collections avec un feutre effaçable ;







$$3 + 3$$

$$2 + 2 + 2$$

insti90

insti90

insti90




$$2 + 3$$

insti90

insti90

insti90




$$3 + 2$$

$$4 + 1$$

insti90

insti90

insti90




$$4 + 4$$

$$2 + 2 + 2 + 2$$


insti90

insti90

insti90




instit90



instit90

$$6 + 2$$


instit90



instit90

$$4 + 4$$

instit90




instit90

$$8 + 4$$


instit90

$$6 + 4$$

instit90




instit90




instit90

$$5 + 3$$


instit90



instit90




$$6 + 2$$



instit90

instit90

instit90




$$6 + 2$$

$$5 + 5$$

instit90

instit90

instit90




$$6 + 4$$

$$6 + 4$$


instit90

instit90

instit90









$$2+2+2+2+2$$




instit90

instit90

instit90

	$5 + 2$	$5 + 2$
	$5 + 4$	
	$4 + 1$	
	$4 + 1$	$1 + 6$




$$2 + 2 + 2$$

$$3 + 3$$

instit90

instit90

instit90




$$3 + 3 + 3$$

$$6 + 3$$

instit90

instit90

instit90




$$3 + 3 + 3$$

$$6 + 3$$

instit90

instit90

instit90



$$6 + 4$$

$$4 + 6$$

instit90

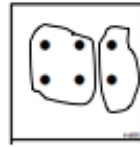
instit90

instit90













RETOUR AU SCOLAIRE : Se représenter une écriture additive

Consigne : entoure les ronds pour représenter l'addition

Exemple :



$4+2$

 $3 + 3$	 $2+2+2$
 $5 + 3$	 $6 + 2$
 $4 + 4$	 $4 + 4$
 $6 + 2$	 $2 + 6$
 $4 + 3$	 $6 + 1$
 $4 + 3$	 $2 + 5$